



TRENT VALLEY WOODTURNERS



LOTTERY FUNDED

**THE WORKSHOP IS RE-OPENING FROM EARLY
JULY UNDER CONTROLLED CONDITIONS
(see inside)**



WOODWORD

Demonstrations	Competitions	
Rebecca DeGroot Greg Gallegos	Anything Goes (*2)	

Summer 2021
Issue 107

CONTENTS

PAGE No

2	Editor's Comments
2	TVWT Club Website Information
3	Clubhouse to re-open
4-6	Provisional Clubhouse Diary 2021
7	Provisional Club Nights & Demonstrations 2021
7	Forthcoming Events
9	Classified Ads
9	April Zoom Demonstration - Rebecca DeGroot
10	Trent Valley Trading & Photographs
11	April Competition - Anything Goes
13-14	June Zoom Demonstration - Greg Gallegos
15	My Workshop
17	June 2021 Competition - Anything Goes
22	Rogues Gallery (Your 2020/2021 Committee)

SPONSORS

8	<u>Chestnut Products</u>
10	<u>Charnwood</u>
12	<u>Turners Retreat</u>
16	<u>Proops Brothers</u>



A MESSAGE FROM THE EDITOR

At last the news we've been waiting for for such a long time - Hands-On sessions in the clubhouse are re-starting albeit in a limited form. It feels like a great leap forward to me. Hopefully it won't be too much longer until we can have real live demonstrators back in the clubhouse.

Of course we've been really fortunate to have a couple of very interesting demonstrations on Zoom, live from America. For those of you haven't joined in to watch them it is just like one of our usual demonstrations, fully interactive and with the added advantage of additional camera angles so that you get an excellent view of the turning techniques.

The other live demonstrations that I've been enjoying over the last few months have been the Conkers Live series organised by Chestnut Products (one of our sponsors) which are run live on You-Tube (not on Zoom). Again, always very professionally done with lots to learn.

Now that we're taking the first tentative steps back to normal operation of the club, I hope that a few more of you will feel able to have a go at sending me something to include in the Autumn edition of Woodward (to be issued at the start of October). The My Workshop series is an easy way to start, but I'll be very happy to receive anything that I can include.

See you soon

Bill



TVWT WEBSITE

The Club's Website address is

<http://www.trentvalleywoodturners.co.uk>

Members should visit the Website on a regular basis for any special or breaking news items.

Clubhouse to Re-Open for Hands-On

Here is the message from the Committee that was emailed out to all members at the end of June regarding the process for gradually re-opening the clubhouse.

The time has finally arrived that we can resume hands-on sessions, albeit with restricted numbers in attendance.

Numbers will be limited to Six attendees, to ensure everyone can maintain a safe social distance, and Face Masks must be worn at all times within the club building. As we need three people minimum in the club to allow the use of machinery, if this minimum is not met either by the close of ticket sales, or by 45 minutes into a session, the session will be cancelled.

There will be a slightly different schedule to normal going forward.

To get things started, there will be an additional hands-on this Saturday 3rd July, as well as the usual Saturday following what should have been demo night on the 17th July. Tuesday hands-on day will move back a week to be the day before demo nights for the time being, and starting in August there will be an additional Thursday evening session, making the first Thursday, third Thursday and Last Thursday of the month.

You will need to register in advance for all sessions for the time being using the links shown in the email (a separate link for each session) so we can meet Track and Trace requirements. The links will take you to the ticket website for each session. Tickets are free, but you will still need to pay the £1.50 fee as normal when you attend.

Tickets will be available 4-5 days before a session and ticket sales will close at 23:30 the day before each session to allow time to notify members of session cancellation should it be necessary.

Supervisor tickets are reserved for the committee member running the session.



TRENT VALLEY WOODTURNERS 2021 Clubhouse Diary



	JANUARY	FEBRUARY	MARCH	APRIL
Mon		1	1	
Tue		2 Hands-on-Day	2 Hands-on-Day	
Wed		3	3	
Thur		4 Hands-on-Evening	4 Hands-on-Evening	1 Hands-on-Evening
Fri	1 New Year's Day	5	5	2 Good Friday
Sat	2	6	6	3
Sun	3	7	7	4 Easter Sunday
Mon	4	8	8	5 Easter Monday
Tue	5 Hands-on-Day	9	9	6 Hands-on-Day
Wed	6	10 Monthly Meeting	10 Monthly Meeting	7
Thur	7 Hands-on-Evening	11	11	8
Fri	8	12	12	9
Sat	9 Hands-on-Day	13 Hands-on-Day	13 Hands-on-Day	10 Zoom Meeting
Sun	10	14	14	11
Mon	11	15	15	12
Tue	12	16	16	13
Wed	13 Monthly Meeting	17 Open House	17 Open House	14
Thur	14	18 Hands-on-Evening	18 Hands-on-Evening	15 Hands-on-Evening
Fri	15	19	19	16
Sat	16	20	20	17
Sun	17	21	21	18
Mon	18	22	22	19
Tue	19	23	23	20
Wed	20 Open House	24	24	21 Open House
Thur	21 Hands-on-Evening	25 Hands-on-Day	25 Hands-on-Day	22 Hands-on-Day
Fri	22	26	26	23
Sat	23	27	27	24
Sun	24	28	28	25
Mon	25		29	26
Tue	26		30	27
Wed	27		31	28
Thur	28 Hands-on-Day			29
Fri	29			30
Sat	30			
Sun	31			

Monthly Meeting - 2nd Wednesday - 1830 to 2100

Hands on DAY - 1st Tuesday, 4th Thursday, 2nd Saturday - 0930 to 1530

Hands on EVENING - 1st Thursday, 3rd Thursday - 1800 to 2100

Open House (no turning) - 3rd Wednesday - 1330 to 1630

Learn to Turn - Trainers & Trainees only - 1900 to 2100 - not yet scheduled



TRENT VALLEY WOODTURNERS 2021 Clubhouse Diary



	MAY	JUNE	JULY	AUGUST
Mon				
Tue		1 Hands on - Day		
Wed		2		
Thur		3 Hands on Evening	1	
Fri		4	2	
Sat	1	5	3	
Sun	2	6	4	1
Mon	3 May Day Hol	7	5	2
Tue	4 Hands on - Day	8	6	3
Wed	5	9 Monthly Meeting	7	4
Thur	6 Hands on Evening	10	8	5 Hands on Evening
Fri	7	11	9	6
Sat	8 Hands on - Day	12 Hands on - Day	10	7
Sun	9	13	11	8
Mon	10	14	12	9
Tue	11	15	13 Hands on - Day	10 Hands on - Day
Wed	12 Zoom Meeting	16 Open House	14	11 Monthly Meeting
Thur	13	17 Hands on Evening	15 Hands on Evening	12
Fri	14	18	16	13
Sat	15	19	17 Hands on - Day	14 Hands on - Day
Sun	16	20	18	15
Mon	17	21	19	16
Tue	18	22	20	17
Wed	19 Open House	23	21	18
Thur	20 Hands on Evening	24 Hands on - Day	22 Hands on - Day	19 Hands on Evening
Fri	21	25	23	20
Sat	22	26	24	21
Sun	23	27	25	22
Mon	24	28	26	23
Tue	25	29	27	24
Wed	26	30	28	25
Thur	27 Hands on - Day		29 Hands on Evening	26 Day & Evening
Fri	28		30	27
Sat	29		31	28
Sun	30			29
Mon	31 Spring Bank Hol			30 Summer Bank Hol
Tue				31



TRENT VALLEY WOODTURNERS 2021 Clubhouse Diary



	SEPTEMBER	OCTOBER	NOVEMBER	DECEMBER
Mon			1	
Tue			2 Hands on - Day	
Wed	1		3	1
Thur	2 Hands on Evening		4 Hands on Evening	2 Hands on Evening
Fri	3	1	5	3
Sat	4	2	6	4
Sun	5	3	7	5
Mon	6	4	8	6
Tue	7 Hands on - Day	5 Hands on - Day	9	7 Hands on - Day
Wed	8 Monthly Meeting	6	10 Monthly Meeting	8 Xmas Social
Thur	9	7 Hands on Evening	11	9
Fri	10	8	12	10
Sat	11 Hands on - Day	9 Hands on - Day	13 Hands on - Day	11
Sun	12	10	14	12
Mon	13	11	15	13
Tue	14	12	16	14
Wed	15 Open House	13 Monthly Meeting	17 Open House	15
Thur	16 Hands on Evening	14	18 Hands on Evening	16
Fri	17	15	19	17
Sat	18	16	20	18
Sun	19	17	21	19
Mon	20	18	22	20
Tue	21	19	23	21
Wed	22	20 Open House	24	22
Thur	23 Hands on - Day	21 Hands on Evening	25 Hands on - Day	23
Fri	24	22	26	24
Sat	25	23	27	25 Christmas Day
Sun	26	24	28	26 Boxing Day
Mon	27	25	29	27 Bank Holiday
Tue	28	26	30	28 Bank Holiday
Wed	29	27		29
Thur	30	28 Hands on - Day		30
Fri		29		31
Sat		30		
Sun		31		

Club Nights 2021 - Provisional

DATE	DEMONSTRATOR
January	
February	
March	
April 10th	Rebecca DeGroot - Zoom
May 12th	Greg Gallegos - Zoom
June 9th	
July 14th	
August 11th	<i>Mick Hanbury - provisional</i>
September 8th	<i>TBA</i>
October 13th	<i>Sue Harker - provisional</i>
November 10th	<i>TBA</i>
December 8th	Christmas Social

FORTHCOMING LOCAL EVENTS

All cancelled/postponed until further notice.

DEMONSTRATIONS FURTHER AFIELD

All cancelled/postponed until further notice.

Save
US Stockist
Enquiries Welcome.
Tel/Fax 888-631-8311



CHESTNUT

P A O D U C T S

first for finishes

Lacquers

Polishes

Waxes

Polish Enhancers

Wood Treatments

Polishing Brushes

Abrasives

Stains

Thinners

Applicators

Superglues

Buffing Systems

Acrylic Blanks

...and much more



Used by woodturners of all abilities throughout the UK and the world, the Chestnut Products range of top quality finishes gives outstanding results every time; whatever you are making and whatever your preferred finishing system there is bound to be something in our range to meet your needs.

*See your local stockist for more information
or for a catalogue/price list contact us at:*

Chestnut Products

**PO Box 260, Stowmarket,
IP14 9BX**

Tel: 01473 890 118 Fax: 01473 206 522

**www.chestnutproducts.co.uk
mailroom@chestnutproducts.co.uk**

Stockist enquiries welcome

CLASSIFIED ADS

For Sale

Ebony Spindle Blanks

approx 250mm * 25mm * 25mm

Contact Bernard on 01530 461149 or 07922 125 951

Items Wanted

'Tools for Africa' - if you have any surplus usable tools, please contact
Martin Gladders, Age UK - Men in Sheds, Oaks Industrial Estate,
Loughborough, LE11 5XN. Tel: 01509 211603

April Demonstration - Rebecca DeGroot

This month's demonstration was given online (using Zoom) by Rebecca DeGroot from Texas who has very kindly sent us a fully detailed and professional write-up on her demonstration (*which is shown on the following pages for club members only*). Rebecca has been a High School Art teacher for about 7 years with degrees in Art and Teaching of Art. She has been a turner for about 12 years having been originally introduced to it by her father when very young.




charnwood

Woodworking machinery at its best!

Size 20mm x 20mm x 130mm Long.

Sand on the lathe using our PENSF foam backed sanding pads from 1500 up to 12000 grit to give a super fine finish. Finish with Burnishing Cream for a high gloss finish.

**Foam Backed
Sanding Pads
10cm x 8.5cm**



Stock Ref	Description	Price Ex VAT	Price Inc VAT
PENSF	Sanding Pads - Pack of 9	£8.33	£10.00

Designed specifically with pen turners in mind. This finishing kit consists of nine different, colour coded, foam backed sanding pads measuring 10cm (4") x 8.5cm (3.1/4").

Includes the following grit sizes:

1500 - Rust, 1800 - Green, 2400 - Black, 3200 - Tan,
3600 - Wine/Brown, 4000 - Teal, 6000 - Purple,
8000 - Royal Blue, 12000 - Grey

Suitable for wood and acrylic blanks.

**New Range of Pen Turning Items
Including those below**

**Classic Elite
Rollerball &
Fountain
Pen**



Stock ref	Description	Price Ex VAT	Price Inc VAT
PENERB	Classic Elite Rollerball Pen	£6.67	£8.00
PENEF	Classic Elite Fountain Pen	£6.67	£8.00
PENER	Black Rollerball Refill - Pack of 2	£2.08	£2.50
PENET	Spare Tubes - Upper & Lower	£2.08	£2.50
PENEBUSH	Bush Set	£2.50	£3.00
PBD10	10mm Drill Bit	£4.17	£5.00

This high quality gold plated Roller Ball pen makes the ideal gift along with the Fountain Pen.

Visit our website www.charnwood.net or showroom at Cedar Court, Walker Road, Bardon Hill, Leicester, LE67 1TU
Tel 01530 516926

TRENT VALLEY TRADING

Lots of woodturning accessories are available to purchase at discounted prices from the shop. The list and price of equipment is available on request. Typical items include, clock inserts, polishes, super glue, wood etc

Also available is a range of clothing adorned with the TVWT club logo.

In addition to the above there is a library of books and DVDs which are available for hire at £1 per week. All proceeds going to the Club Funds.


PHOTOGRAPHS

High definition photographs in this publication or on Club website are available for digital download free of charge.

Photographs are sent via email in JPEG format which can be processed at most high street shops with printing facilities i.e. Asda, Boots etc.

Anyone wanting photograph files should email bill.percival@hotmail.co.uk

ANYTHING GOES Competition – April 2021



Lynne Stubbins



Chris Ford



Bill Percival



Stan Ethell



Tony Stubbins



Turners Retreat

THE WOODWORKERS SOURCE

Craft Supplies

BE INSPIRED, BE CREATIVE

Nick Agar
**SIGNATURE
SERIES**



Now available
at
Turners
Retreat



PETER CHILD ARTIST'S PYROGRAPHY MACHINE

*Create beautiful textures,
designs and patterns.*

- Slim, light and comfortable pen design
- Perfect for precise detailed work
- Cool running handle for comfort
- Warms from cold in 2 seconds
- Excellent reliability
- Incredible durability

*'I use it every day, its durability is
nothing short of amazing – it's
perfect for me and my students.'*

Bob Neill

Professional pyrographer and teacher

Craft Supplies

A product by... BE INSPIRED, BE CREATIVE

Turners Retreat, Faraday Close, Harworth DN11 8RU

www.turners-retreat.co.uk

01302 744344

eshop@turners-retreat.co.uk

Greg Gallegos Demonstration on Zoom 16-June-2021

The third in our series of remote demonstrations was delivered by Greg Gallegos, a full time professional turner from Michigan in the USA. Greg's particular interest lies in turning wet (newly felled) timber and drying it quickly to encourage the turned object to move (warp, twist, bend etc.) resulting in extreme versions of non-symmetrical pieces that we've all produced unintentionally ! His most common pieces are his pebble shaped hollow forms and wobbly edged dishes and bowls, examples of which can be seen on his Facebook and Instagram pages and on his website www.naturalselectionstudio.com



Before talking about the drying process, Greg turned two small pots from oak blanks and a larger bowl from a slice of apple tree.

When working with green timber and aiming to encourage the shape to move on drying, it is very important to regularly check the wood for defects which will result in unexpected movement, often spoiling the intended end result. Movement is maximised by turning thin walls, but to make the piece more stable, Greg increases the wall thickness from top to bottom of the piece, ensuring more mass in the base, but not too much thickness as this will be likely to split when dried.


Greg's pots are intended to be 'organic', so he works by eye not by measurement, starting by deciding how wide an opening the pot should have then turning the outside into a pleasing shape leaving sufficient wood at the bottom to provide support during the hollowing before being turned away at the end of the process. Hollowing is done in stages, working from the rim towards the centre, defining the top lip thickness first then internally following the external shape but allowing the wall thickness to increase slightly towards the bottom of the pot. He switched to a flatter grind bowl gouge to complete the bottom of the inside of the pot. The inside of the pot is sanded just to 120 grit as he usually colours the inside of his pots. On his first pot turned for us part of the outside of the pot could be seen to still have quite a lot of moisture so Greg dried it out a bit using a blow torch on a low flame setting so that it dried rather than burned. This left the surface ready to be sanded, usually to 400 grit. Finally Greg turned as much as possible the bottom of the pot, supporting the inside with his fingers whilst parting it off. The last little nub remaining was then removed using his Dremel before final blending and sanding of the rounded base such that it would wobble but not fall over !



Greg usually produces his pieces in batches, turning several before moving on to drying them out, so to ensure they remain wet they are put in a bucket of water until the batch has been turned.



The bowl was to be turned from a slice of tree (not a prepared blank) so was mounted on a screw chuck and for safety reasons turned from a position that was not directly in line with the rotating work piece. Greg used small arcing cuts to rough turn the piece to round and shaping the bottom of the bowl and tenon, once again regularly checking for grain defects. The bowl was then reversed and mounted on the tenon ready to hollow



after a couple of light shear cuts on the outside to true it up. The bowl was hollowed with small cuts from the rim towards the centre with the flute starting at 3 o'clock and opening up as the cut begins. Once the surplus wood in the middle began to get in the way a bit more was removed and the shaping continued, supporting the outside of the bowl with his hand as the walls get thinner.



Removal of the tenon on the bottom of the bowl was achieved using a cupped jam chuck pressed against the inside of the bowl by the tailstock with a few sheets of kitchen roll for surface protection. Once again, the final nib was removed using the Dremel.

Once the three examples had been made Greg moved on to talk about the way he dries the work to encourage it to move – using a microwave (best not to use the one in the kitchen unless you have a very understanding partner). This method dries much faster than air drying and is easily mastered with a bit of persistence and experimentation with time and power, typically ‘cooking’ for about 1 or 2 minutes at a time then examining the work to see whether it is still ‘wet’ and how much it has moved, repeating as needed, knowing that larger pieces will take more time in the microwave than smaller ones and that some woods (such as apple) retain their moisture much more than others (such as oak).



My WORKSHOP Feature

Here's our new regular feature, giving members the opportunity to tell us a bit about where and how they turn.

No IT skills are required other than to be able to type the words, The editor looks after the formatting, massaging your responses into shape and including some in each issue of Woodward.

The initial starter set of questions is :-

1. Where and what is your workshop ?
2. What are the best and worst things about it ?
3. What are your main bits of wood working equipment ?
4. What is your favourite bit of equipment ?
5. What is missing, ie. what would you really like to add to the workshop ?
6. If it caught fire, what is the one thing that you would rescue ?
7. What is the best piece of advice that you've received (and do you follow it) ?
8. Do you do any woodworking other than turning ?
9. Do you have any plans to try something new ?

This list can be changed at any time if suitable suggestions are received

Sadly no entries this edition

please give it a go for the next edition



70 years of tooling excellence.


PROOPS BROTHERS
ENGLAND • EST 1946 **.COM**

34 Saddington Road, Fleckney, Leicestershire, LE8 8AW

ANYTHING GOES COMPETITION - JUNE 2021



Chris Ford



Lynn Stubbins



Stan Ethell



Bill Percival

Your Committee 2020



Chair
Tony Stubbins



**Vice-Chair &
Events Secretary**
Ian Ethell




Secretary
Meena Ethell




Treasurer
David Routledge



Brian Deakin



Nick Winfield



David Smith



Hugh Philip

Communications



Webmaster
Ben Wild



**Woodward
Editor**
Bill Percival



TRENT VALLEY WOODTURNERS
(Next to) Kegworth Village Hall
Kegworth
Leicestershire
DE74 2FH



LOTTERY FUNDED



/trentvalleywoodturners